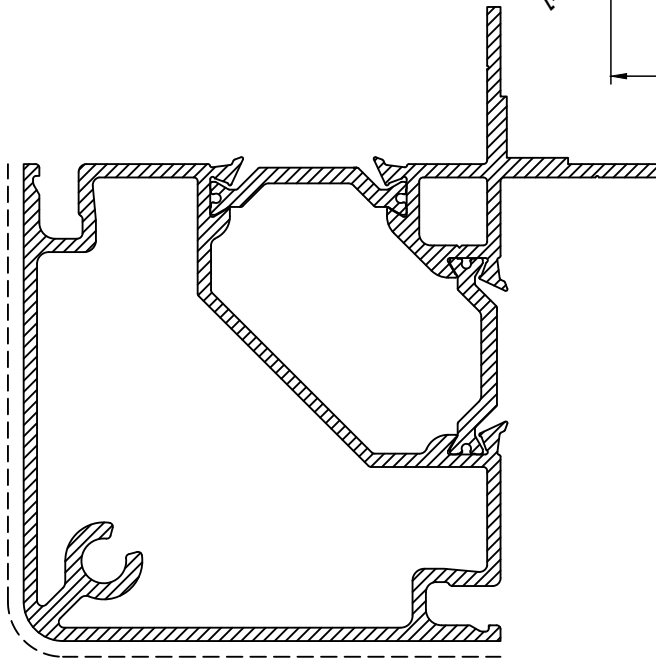
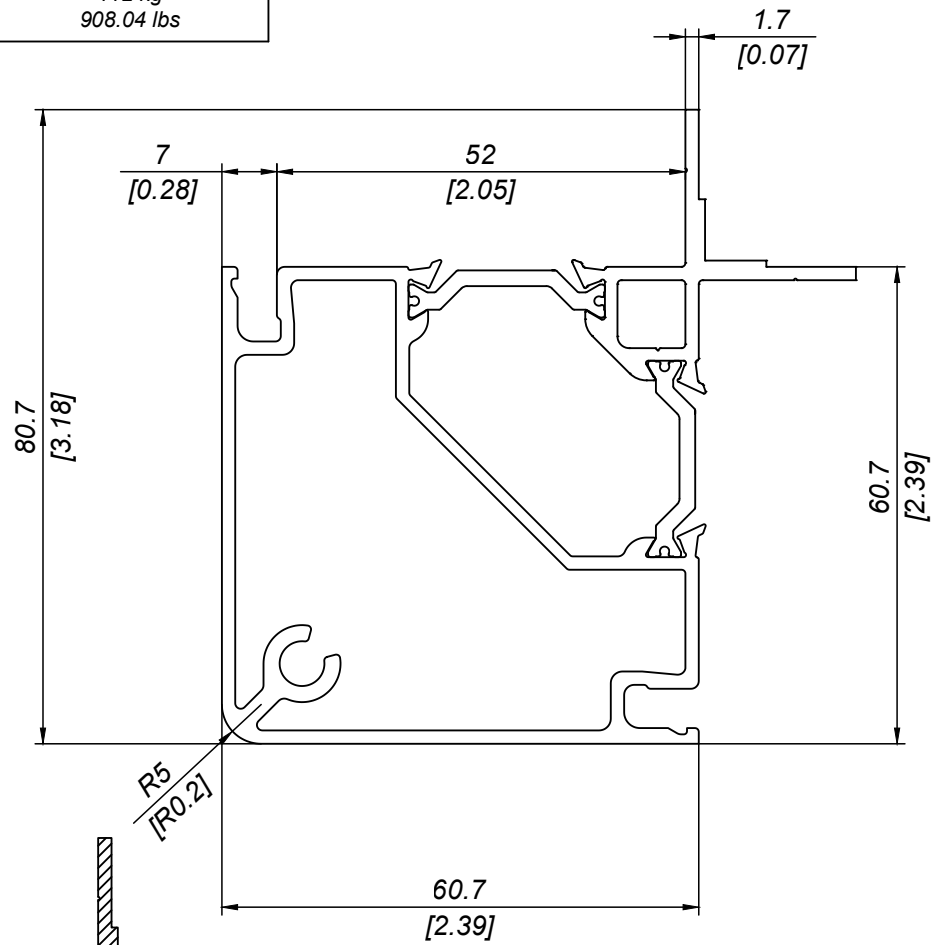


QUANTITÀ BARRE FASCETTO SINGOLO SINGLE BUNDLE BARS QUANTITY	2
QUANTITÀ BARRE FASCIO INTERO WHOLE BUNDLE BARS QUANTITY	36
DIMENSIONI FASCIO INTERO WHOLE BUNDLE DIMENSION	53x52x600 cm 20.86x20.47x236.2 inches
PESO FASCIO INTERO WHOLE BUNDLE WEIGHT	412 kg 908.04 lbs



DESCRIZIONE

PROFILO ANGOLARE "P 160/50 PS TB "

DESCRIPTION

CORNER POST PROFILE "P 160/50 PS TB "

MATERIALE  
MATERIAL ALLUMINIO 6060  
ALUMINIUM 6060

TRATTAMENTO  
TREATMENT T 5

PESO TEORICO  
THEORETICAL WEIGHT 1.818 kg/m  
1.222 lbs/ft

NORMA TOLLERANZA  
STANDARD TOLLERANCE UNI ISO 3302

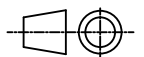
**ProLam**  
alu profiles & components

SCALA  
SCALE 1:1

DATA  
DATE 27/02/2018

CODICE  
CODE P 160/50 PS TB

FORMATO  
SIZE A4



Questo disegno è di proprietà riservata alla ditta PRO-LAM ALLUMINIO s.r.l. A termini di legge è assolutamente vietato riprodurre o comunicare a terzi il contenuto del presente disegno.  
This drawing is a property of PRO-LAM ALLUMINIO s.r.l. This drawing shall not be reproduced or released to others except as otherwise authorized by PRO-LAM ALLUMINIO s.r.l.