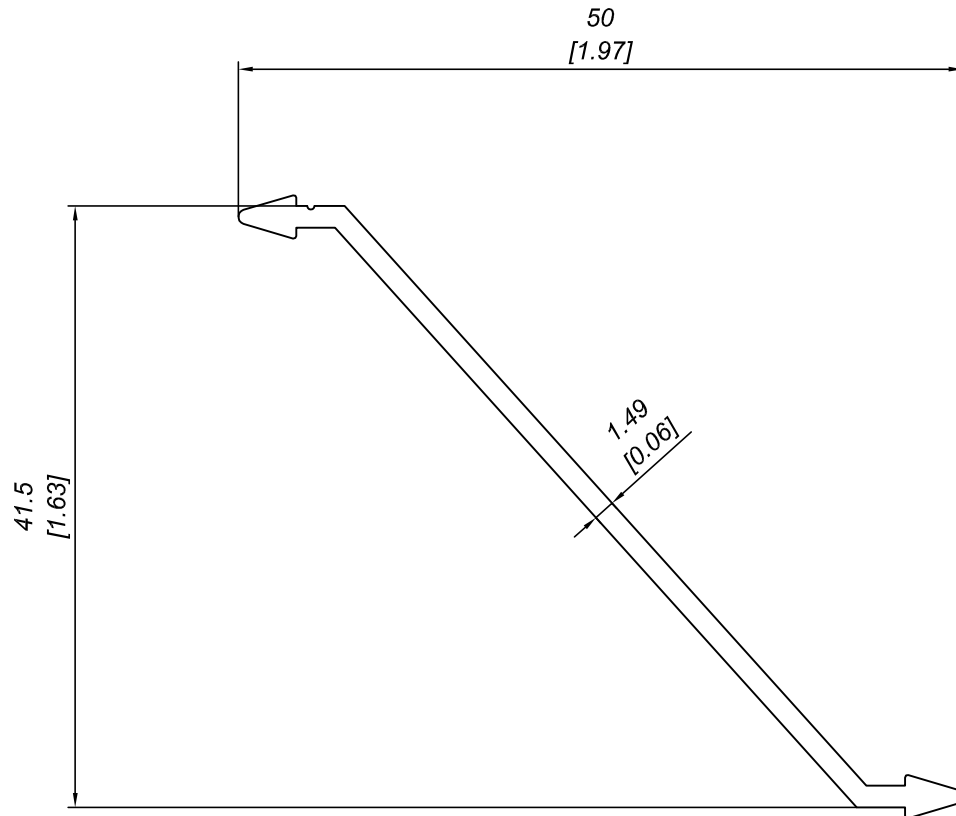



|  |   |
|--|---|
| QUANTITÀ BARRE FASCETTO SINGOLO<br>SINGLE BUNDLE BARS QUANTITY | 10 bars                                 |
| QUANTITÀ BARRE FASCIO INTERO<br>WHOLE BUNDLE BARS QUANTITY     | 420 bars                                |
| DIMENSIONI FASCIO INTERO<br>WHOLE BUNDLE DIMENSION             | 48x30x600 cm<br>18.9x11.81x236.2 inches |
| PESO FASCIO INTERO<br>WHOLE BUNDLE WEIGHT                      | 713 kg<br>1572.16 lbs                   |



DESCRIZIONE  
**PROFILO PER ALETTA GRIGLIA**

DESCRIPTION  
**LOUVER BLADE PROFILE**



MATERIALE  
MATERIAL  
ALLUMINIO 6060  
ALUMINIUM 6060

TRATTAMENTO  
TREATMENT  
**T 5**

SCALA  
SCALE  
**2:1**

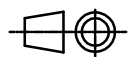
DATA  
DATE  
**06/08/2009**

PESO TEORICO  
THEORETICAL WEIGHT  
**0.280 kg/m  
0.188 lbs/ft**

NORMA TOLLERANZA  
STANDARD TOLERANCE  
**UNI EN 12020-2**

CODICE  
CODE  
**P 129**

FORMATO  
SIZE  
**A4**



Questo disegno è di proprietà riservata alla ditta PRO-LAM ALLUMINIO s.r.l. A termini di legge è assolutamente vietato riprodurre o comunicare a terzi il contenuto del presente disegno. This drawing is a property of PRO-LAM ALLUMINIO s.r.l. This drawing shall not be reproduced or released to others except as otherwise authorized by PRO-LAM ALLUMINIO s.r.l.