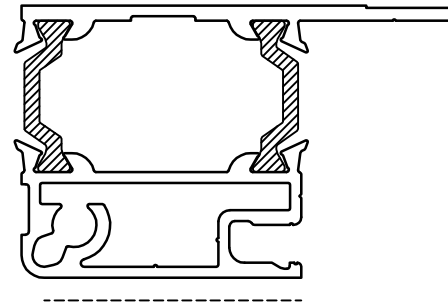
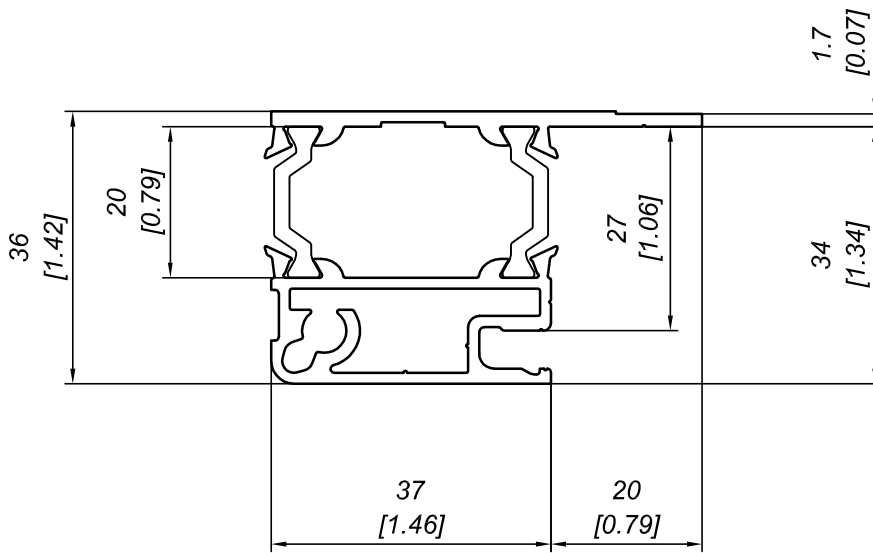


QUANTITÀ BARRE FASCETTO SINGOLO SINGLE BUNDLE BARS QUANTITY	4 bars
QUANTITÀ BARRE FASCIO INTERO WHOLE BUNDLE BARS QUANTITY	96 bars
DIMENSIONI FASCIO INTERO WHOLE BUNDLE DIMENSION	360x450x600 cm 14.17x17.71x236.2 inches
PESO FASCIO INTERO WHOLE BUNDLE WEIGHT	564 kg 1240 lbs



DESCRIZIONE

PROFILO "MEZZO" OMEGA P 235/25_2 PS TB

DESCRIPTION

"HALF" OMEGA PROFILE P 235/25_2 PS TB

PRO-LAM s.r.l.
ALLUMINIO

MATERIALE
MATERIAL ALLUMINIO 6060
ALUMINIUM 6060

TRATTAMENTO
TREATMENT T 5

SCALA
SCALE 1:1

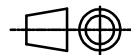
DATA
DATE 21/01/2014

PESO TEORICO
THEORETICAL WEIGHT 0,950 kg/mt
0,638 lbs/ft

NORMA TOLLERANZA
STANDARD TOLLERANCE UNI EN 755-9

CODICE
CODE P 235/25_2 PS TB

FORMATO
SIZE A4



Questo disegno è di proprietà riservata alla ditta PRO-LAM ALLUMINIO s.r.l. A termini di legge è assolutamente vietato riprodurre o comunicare a terzi il contenuto del presente disegno.
This drawing is a property of PRO-LAM ALLUMINIO s.r.l. This drawing shall not be reproduced or released to others except as otherwise authorized by PRO-LAM ALLUMINIO s.r.l.