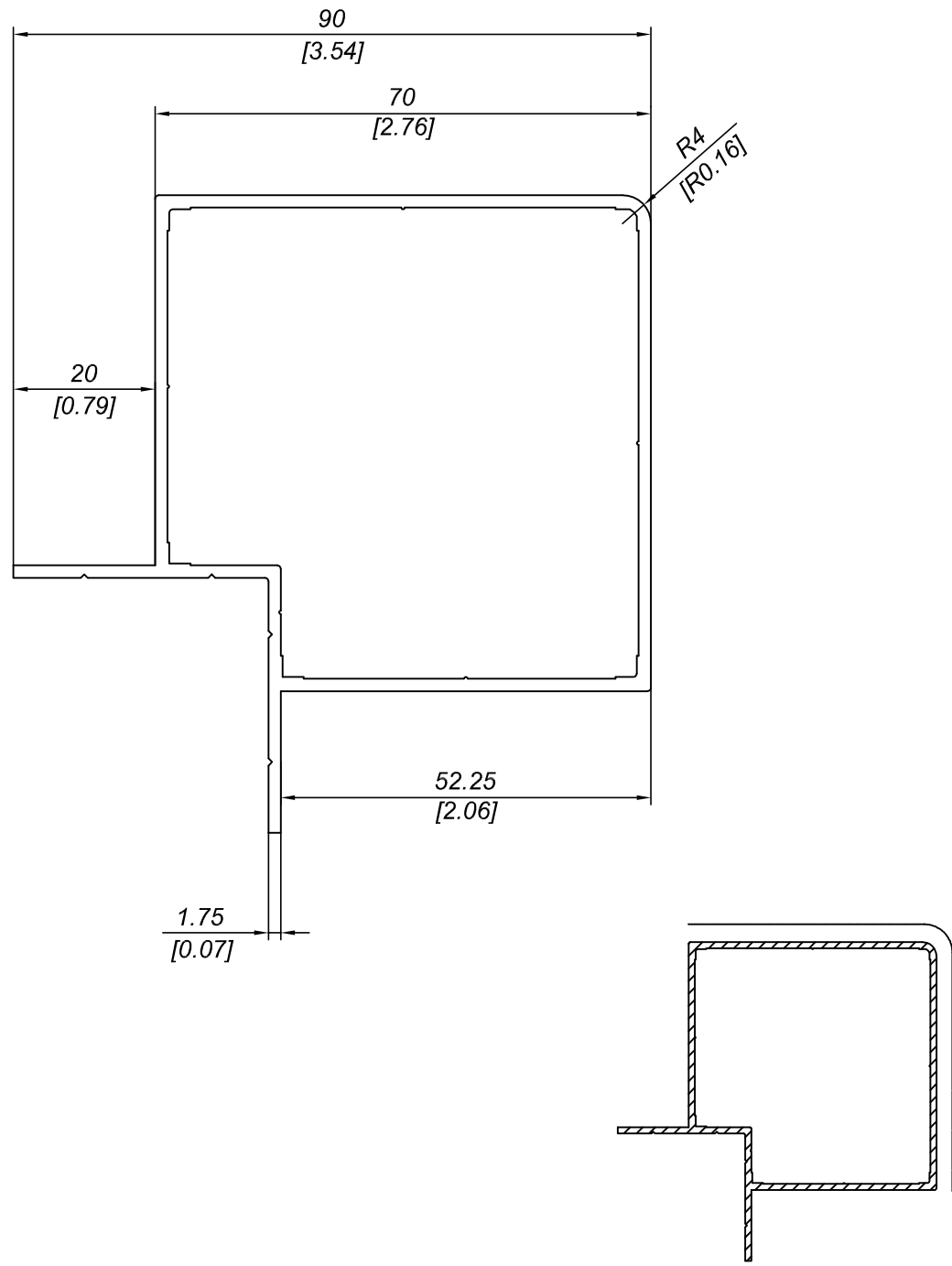



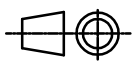
QUANTITÀ BARRE FASCETTO SINGOLO SINGLE BUNDLE BARS QUANTITY	2 bars
QUANTITÀ BARRE FASCIO INTERO WHOLE BUNDLE BARS QUANTITY	30 bars
DIMENSIONI FASCIO INTERO WHOLE BUNDLE DIMENSION	54x54x600 cm 21.26x21.26x236.2 inches
PESO FASCIO INTERO WHOLE BUNDLE WEIGHT	271 kg 598 lbs



DESCRIZIONE PROFILO ANGOLARE P 170/50	
DESCRIPTION CORNER POST PROFILE P 170/50	
MATERIALE MATERIAL ALLUMINIO 6060 ALUMINIUM 6060	TRATTAMENTO TREATMENT T 5
PESO TEORICO THEORETICAL WEIGHT 1.505 kg/mt 1.010 lbs/ft	NORMA TOLLERANZA STANDARD TOLERANCE UNI EN 12020-2



SCALA SCALE 1:1	DATA DATE 06/08/2009
CODICE CODE P 170/50	FORMATO SIZE A4



Questo disegno è di proprietà riservata alla ditta PRO-LAM ALLUMINIO s.r.l. A termini di legge è assolutamente vietato riprodurre o comunicare a terzi il contenuto del presente disegno. This drawing is a property of PRO-LAM ALLUMINIO s.r.l. This drawing shall not be reproduced or released to others except as otherwise authorized by PRO-LAM ALLUMINIO s.r.l.