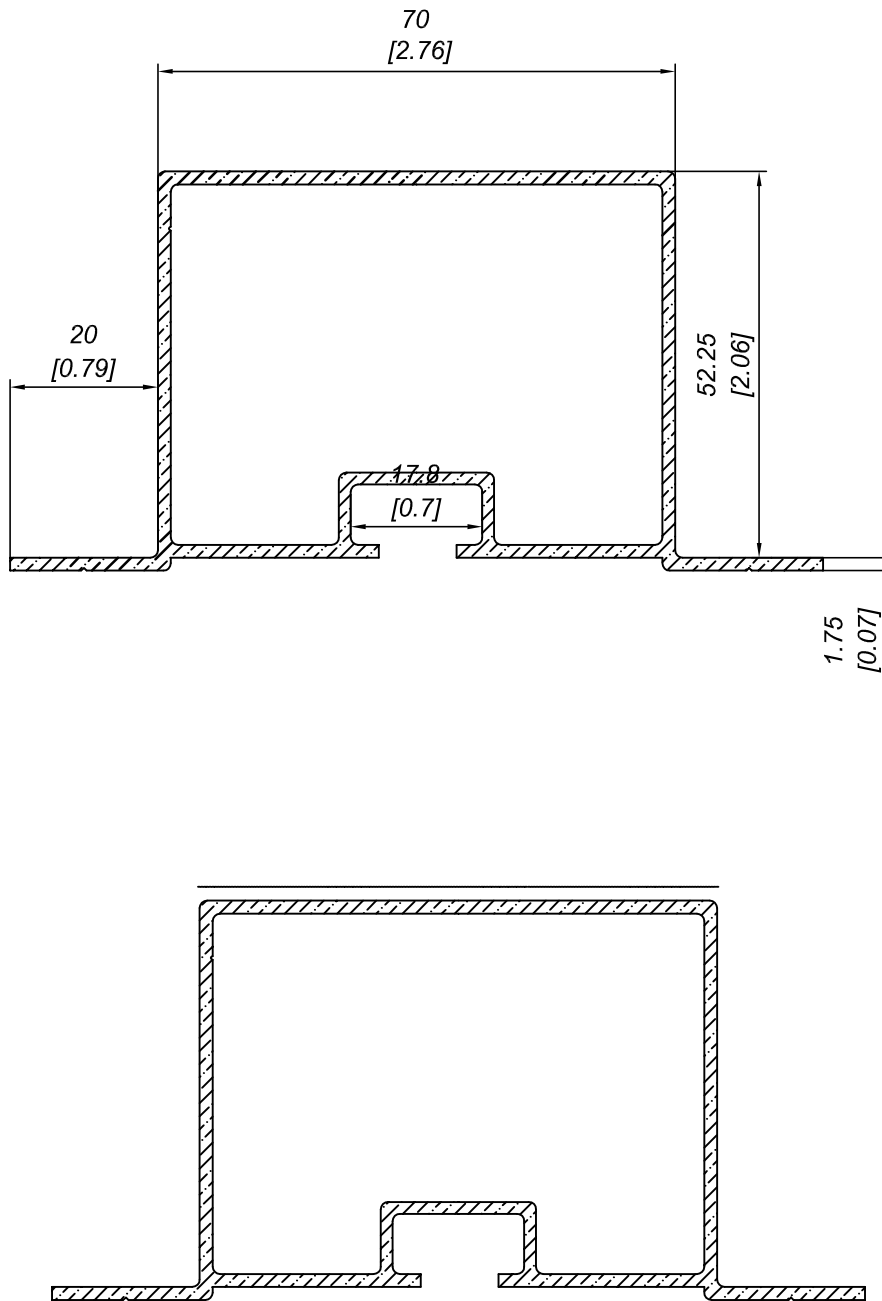


QUANTITÀ BARRE FASCETTO SINGOLO SINGLE BUNDLE BARS QUANTITY	2 bars
QUANTITÀ BARRE FASCIO INTERO WHOLE BUNDLE BARS QUANTITY	36 bars
DIMENSIONI FASCIO INTERO WHOLE BUNDLE DIMENSION	56x40x600 cm 22.0.5x15.75x236.2 inches
PESO FASCIO INTERO WHOLE BUNDLE WEIGHT	360 kg 794 lbs



DESCRIZIONE  
**PROFILO ANGOLARE P 270/50**

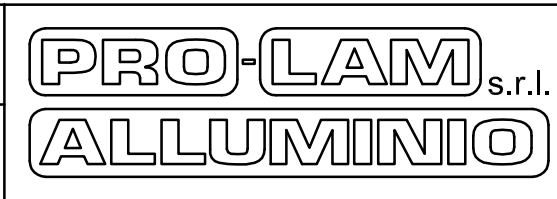
DESCRIPTION  
**CORNER POST PROFILE P 270/50**

MATERIALE  
MATERIAL ALLUMINIO 6060  
ALUMINIUM 6060

TRATTAMENTO  
TREATMENT **T 5**

PESO TEORICO  
THEORETICAL WEIGHT **1.442 kg/mt  
0.9691 lbs/ft**

NORMA TOLLERANZA  
STANDARD TOLERANCE  
**UNI EN 12020-2**

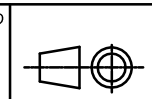


SCALA  
SCALE **1:1**

DATA  
DATE **06/08/2009**

CODICE  
CODE **P 270/50**

FORMATO  
SIZE **A4**



Questo disegno è di proprietà riservata alla ditta PRO-LAM ALLUMINIO s.r.l. A termini di legge è assolutamente vietato riprodurre o comunicare a terzi il contenuto del presente disegno.  
This drawing is a property of PRO-LAM ALLUMINIO s.r.l. This drawing shall not be reproduced or released to others except as otherwise authorized by PRO-LAM ALLUMINIO s.r.l.